

How to Share and Transfer Video Projects

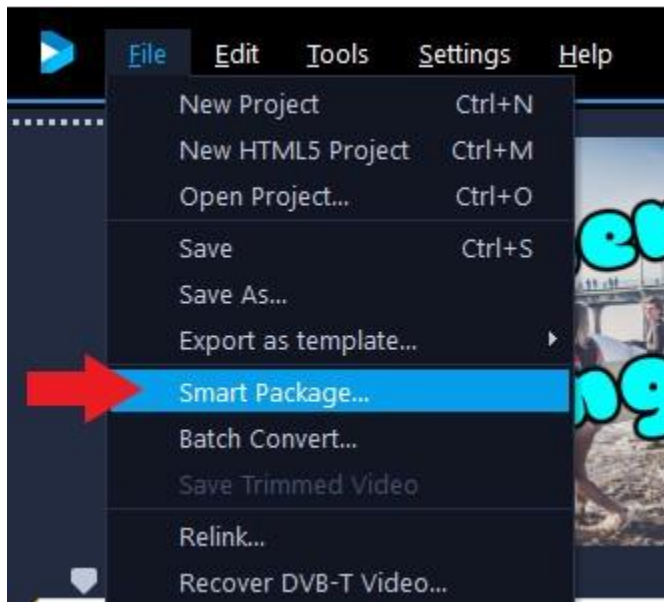
With VideoStudio, we can use the Smart Package feature to combine all the video, photos and audio files you have used in your project into one folder or zip file.

This is helpful if you have created a slideshow or video on your home computer and want to work on it on your laptop at the office or send it to a friend who also has VideoStudio installed on their computer.

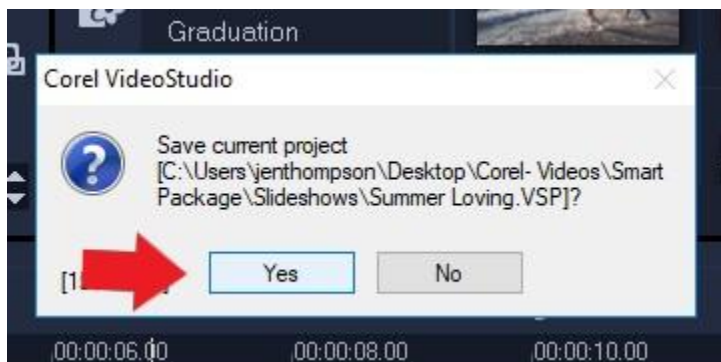
In order to work on the project file on other devices, you'll need to create a Smart Package to combine all the media together in one location that can be easily opened on other devices.

How to Create a Smart Package

Click on the **File** menu and select **Smart Package**.

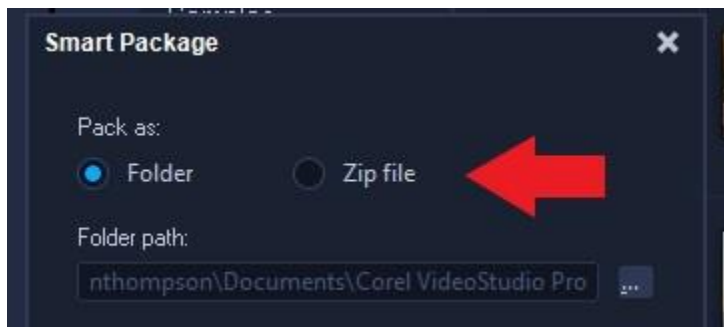


A pop-up window will ask you to save your current project. Click **Yes** to save.



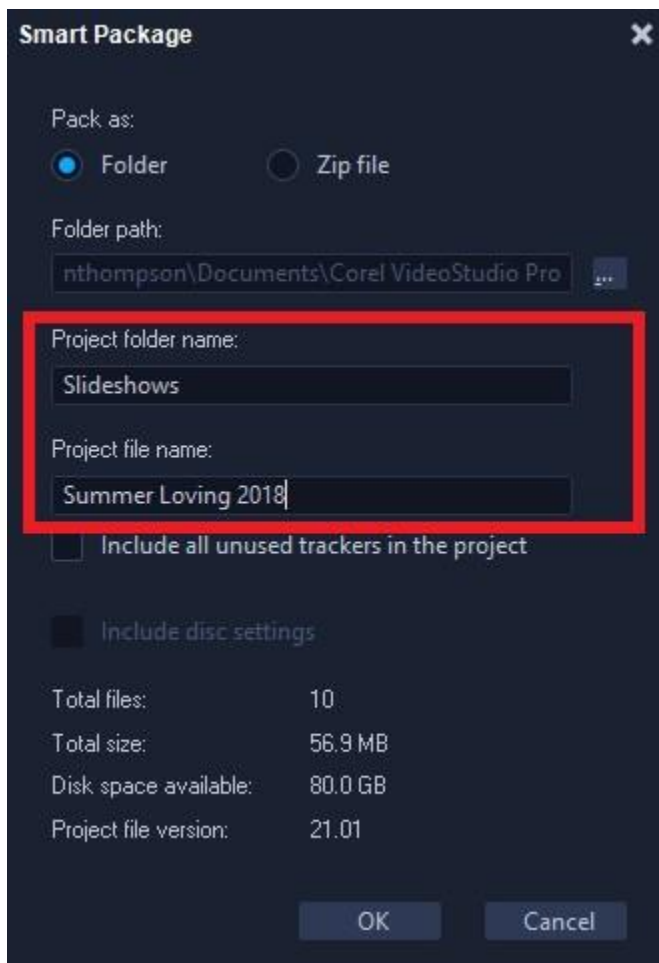
The **Smart Package dialog box** will appear.

First, choose to pack your project files as a folder or as a zip file.

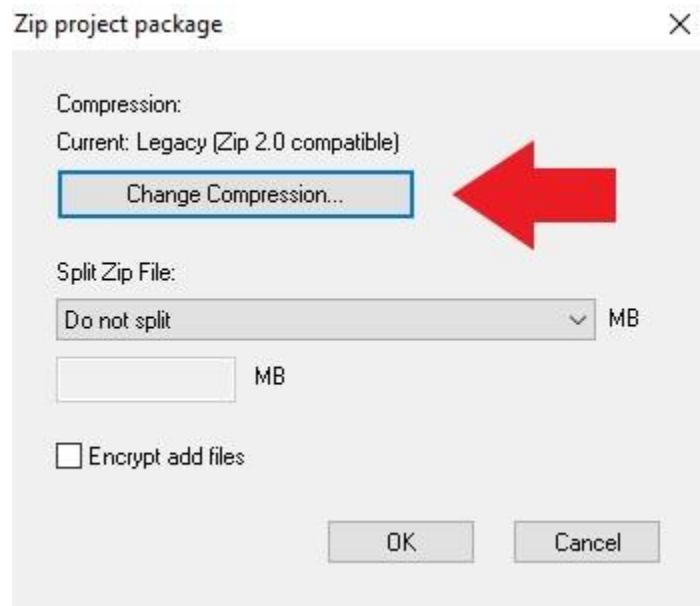


Now you can choose where to store your project folder or zip file by clicking the browse button and selecting a location.

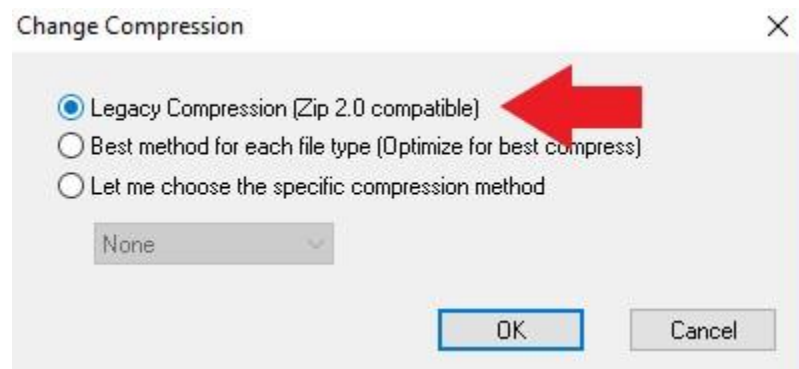
Type in a name for your **Smart Package folder or zip file** so it's easy to locate, then name the project file. Click **OK**.



If you've chosen to pack as a zip file, the Zip project package dialog box will appear. You can choose various compression options by clicking **Change Compression**.



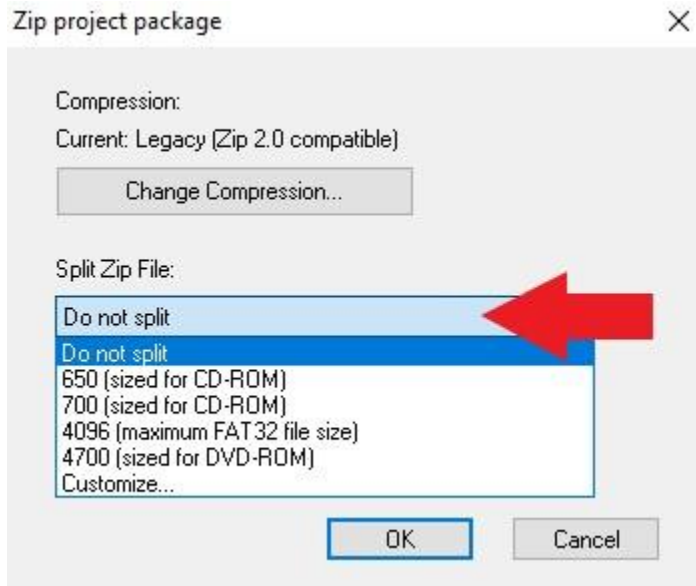
- **Legacy Compression** creates the most compatible zip file.
- **Best method for each file type** optimizes the compression process to produce the smallest project size.
- **Let me choose the specific compression method** is great for advanced users who want to use specific compression types.



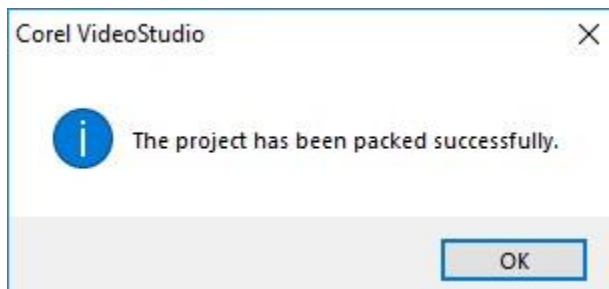
Select your compression type and click **OK**.

If you have a very large project, you can **Split a Smart Package project into several zip files**. This is ideal if you have a very large project.

To create only one zip file, click **Do not Split**. Select **OK** to start the packaging.



A notification will pop up to let you know that your project has been packed successfully.



Once you locate your folder or zip file, you'll see that all the project files have been combined in a folder with your .vsp file so you can edit your projects on other devices with VideoStudio.

